

Sudbury & District Time Trial - 35m Sprint Test

Date 13-Nov-09

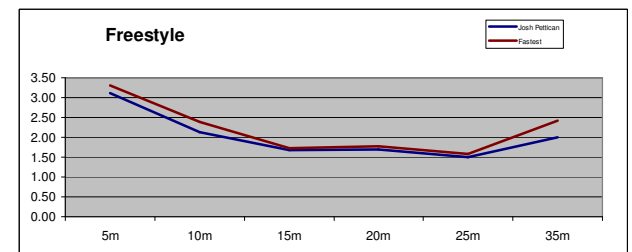
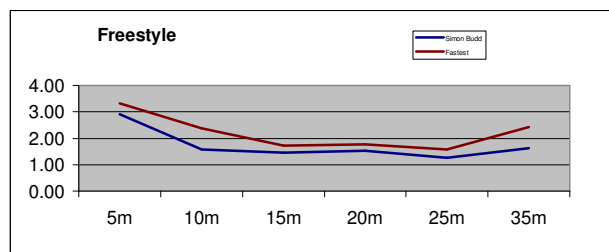
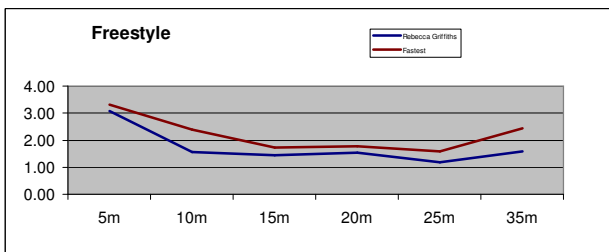
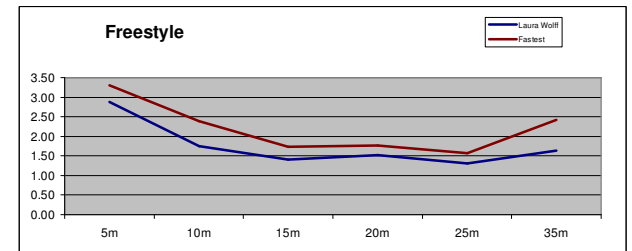
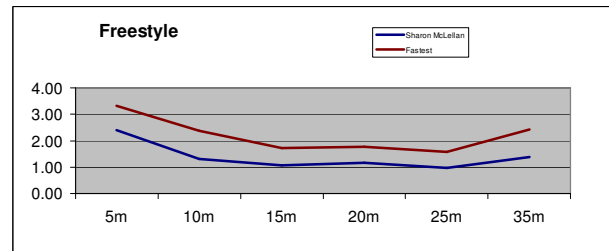
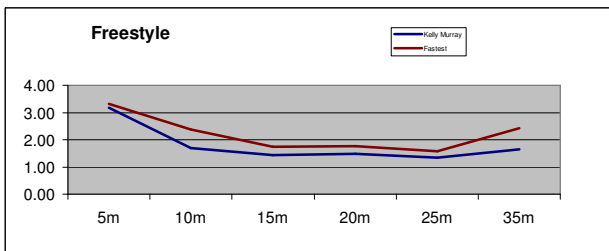
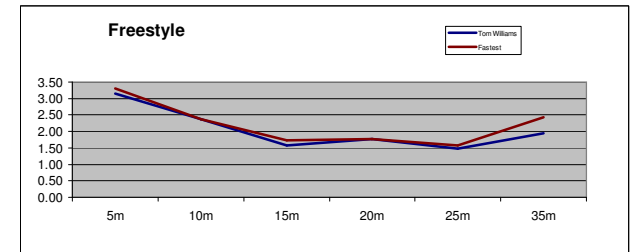
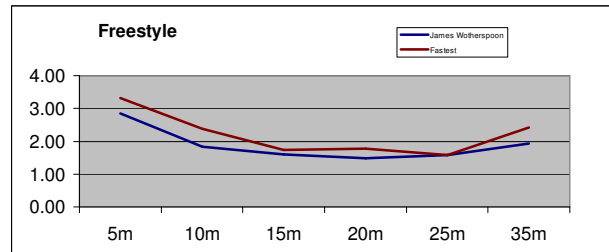
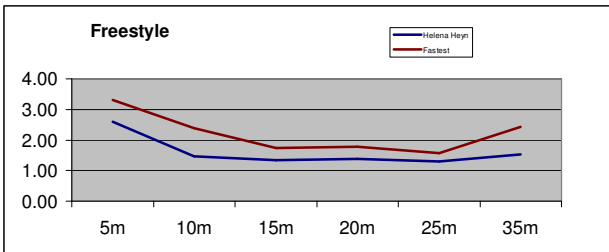
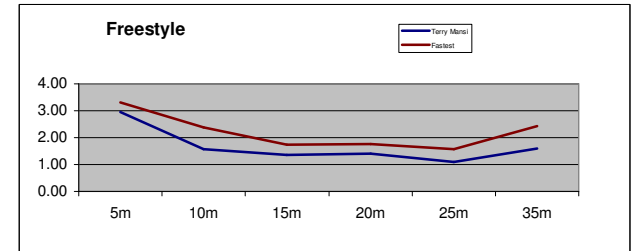
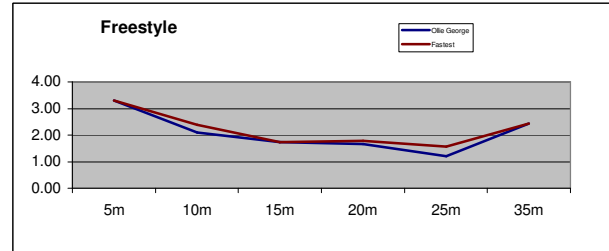
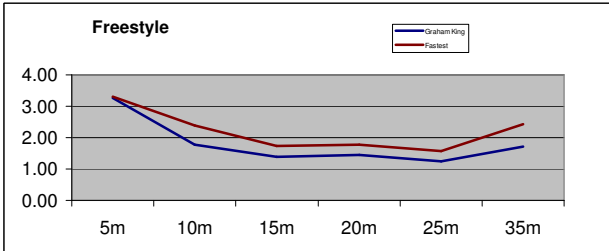
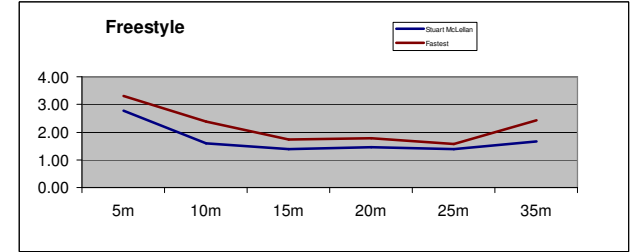
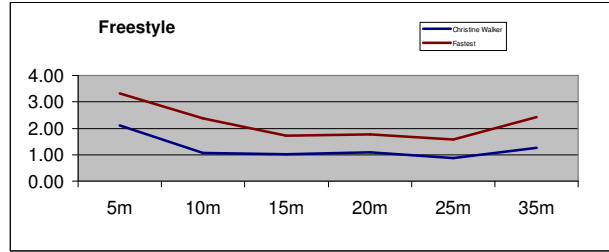
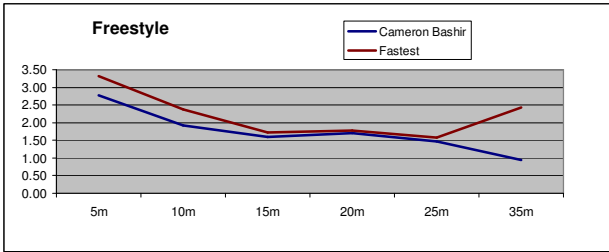
Name	Stroke	5m	10m	15m	20m	25m	35m	5m	10m	15m	20m	25m	35m	5m	10m	15m	20m	25m	35m
Cameron Bashir	F/C	1.80	4.40	7.53	10.45	13.86	19.14	1.80	2.60	3.13	2.92	3.41	5.28	2.78	1.92	1.60	1.71	1.47	0.95
Christine Walker	F/C	2.37	7.04	11.92	16.53	22.31	30.27	2.37	4.67	4.88	4.61	5.78	7.96	2.11	1.07	1.02	1.08	0.87	1.26
Graham King	F/C	1.53	4.33	7.94	11.41	15.41	21.25	1.53	2.80	3.61	3.47	4.00	5.84	3.27	1.79	1.39	1.44	1.25	1.71
Helena Heyn	F/C	1.93	5.32	9.06	12.70	16.52	23.07	1.93	3.39	3.74	3.64	3.82	6.55	2.59	1.47	1.34	1.37	1.31	1.53
James Wotherspoon	F/C	1.76	4.48	7.60	10.96	14.13	19.30	1.76	2.72	3.12	3.36	3.17	5.17	2.84	1.84	1.60	1.49	1.58	1.93
Kelly Murray	F/C	1.57	4.54	8.03	11.38	15.08	21.14	1.57	2.97	3.49	3.35	3.70	6.06	3.18	1.68	1.43	1.49	1.35	1.65
Ollie George	F/C	1.51	3.90	6.79	9.79	13.91	18.03	1.51	2.39	2.89	3.00	4.12	4.12	3.31	2.09	1.73	1.67	1.21	2.43
Rebecca Griffiths	F/C	1.62	4.80	8.29	11.55	15.77	22.10	1.62	3.18	3.49	3.26	4.22	6.33	3.09	1.57	1.43	1.53	1.18	1.58
Sharon McLellan	F/C	2.08	5.87	10.52	14.86	20.06	27.28	2.08	3.79	4.65	4.34	5.20	7.22	2.40	1.32	1.08	1.15	0.96	1.39
Simon Budd	F/C	1.72	4.89	8.32	11.62	15.60	21.77	1.72	3.17	3.43	3.30	3.98	6.17	2.91	1.58	1.46	1.52	1.26	1.62
Stuart McLellan	F/C	1.80	4.95	8.56	12.00	15.61	21.61	1.80	3.15	3.61	3.44	3.61	6.00	2.78	1.59	1.39	1.45	1.39	1.67
Terry Mansi	F/C	1.69	4.86	8.56	12.12	16.64	22.93	1.69	3.17	3.70	3.56	4.52	6.29	2.96	1.58	1.35	1.40	1.11	1.59
Tom Williams	F/C	1.59	3.69	6.87	9.69	13.07	18.22	1.59	2.10	3.18	2.82	3.38	5.15	3.14	2.38	1.57	1.77	1.48	1.94
Laura Wolff	F/C	1.74	4.61	8.16	11.45	15.28	21.38	1.74	2.87	3.55	3.29	3.83	6.10	2.87	1.74	1.41	1.52	1.31	1.64
Josh Pettican	F/C	1.61	3.96	6.95	9.90	13.24	18.24	1.61	2.35	2.99	2.95	3.34	5.00	3.11	2.13	1.67	1.69	1.50	2.00
													Fastest	3.31	2.38	1.73	1.77	1.58	2.43

Name	Stroke	5m	10m	15m	20m	25m	35m	5m	10m	15m	20m	25m	35m	5m	10m	15m	20m	25m	35m
James Wotherspoon	Back	1.88	5.16	8.80	12.13	16.16	21.72	1.88	3.28	3.64	3.33	4.03	5.56	2.66	1.52	1.37	1.50	1.24	1.80
Ollie George	Back	1.79	4.93	8.45	11.71	15.81	21.33	1.79	3.14	3.52	3.26	4.10	5.52	2.79	1.59	1.42	1.53	1.22	1.81
Laura Wolff	Back	2.78	5.98	10.11	13.77	18.17	24.59	2.78	3.20	4.13	3.66	4.40	6.42	1.80	1.56	1.21	1.37	1.14	1.56
													Fastest	2.79	1.59	1.42	1.53	1.24	1.81

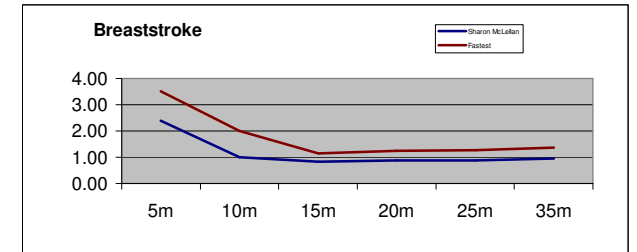
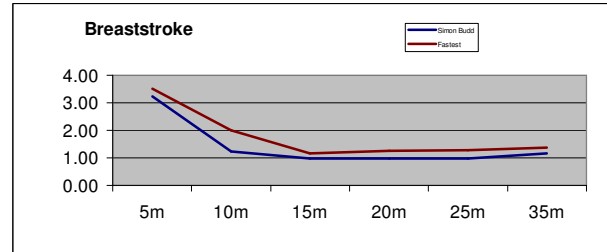
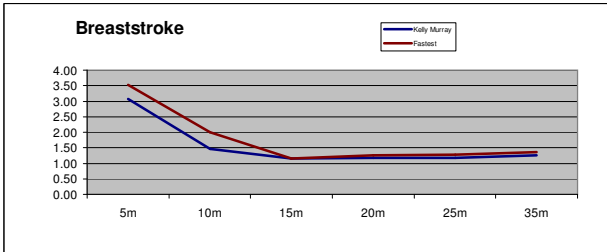
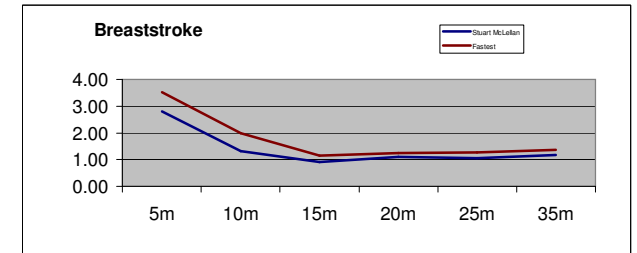
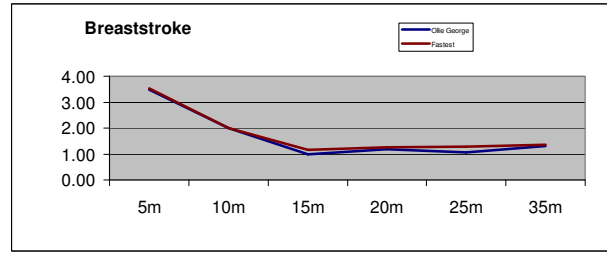
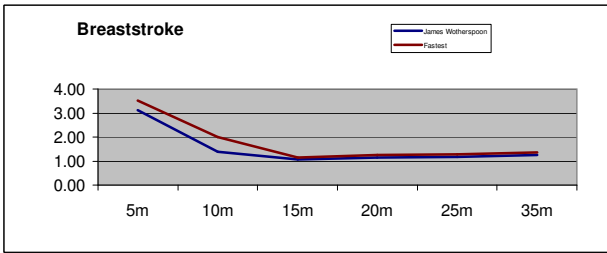
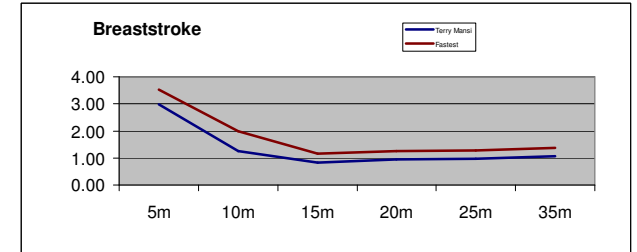
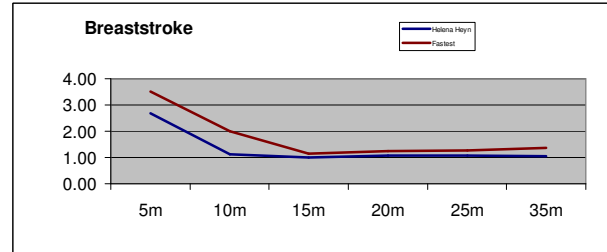
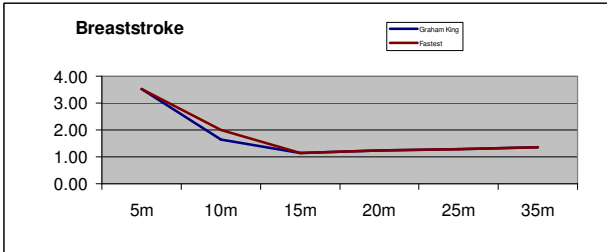
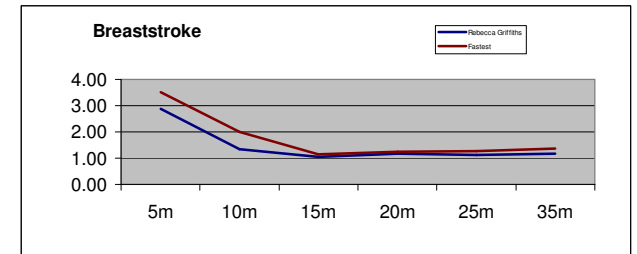
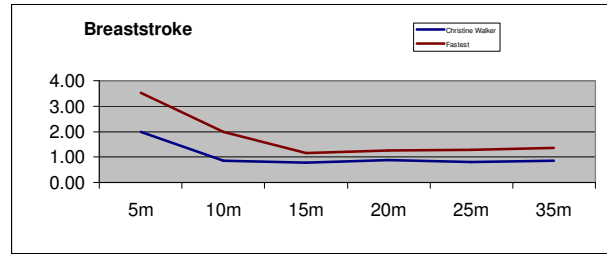
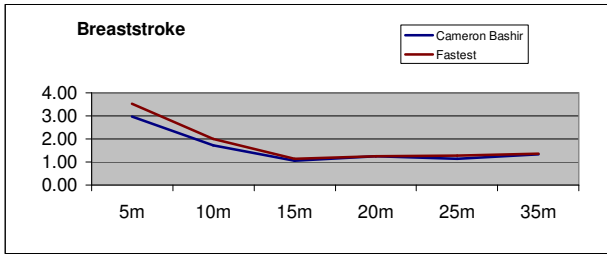
Name	Stroke	5m	10m	15m	20m	25m	35m	5m	10m	15m	20m	25m	35m	5m	10m	15m	20m	25m	35m
Cameron Bashir	Breast	1.68	4.58	9.36	13.38	17.76	25.22	1.68	2.90	4.78	4.02	4.38	7.46	2.98	1.72	1.05	1.24	1.14	1.34
Christine Walker	Breast	2.52	8.33	14.73	20.49	26.71	38.28	2.52	5.81	6.40	5.76	6.22	11.57	1.98	0.86	0.78	0.87	0.80	0.86
Graham King	Breast	1.42	4.48	8.85	12.85	16.76	24.09	1.42	3.06	4.37	4.00	3.91	7.33	3.52	1.63	1.14	1.25	1.28	1.36
Helena Heyn	Breast	1.87	6.33	11.28	15.90	20.61	30.19	1.87	4.46	4.95	4.62	4.71	9.58	2.67	1.12	1.01	1.08	1.06	1.04
James Wotherspoon	Breast	1.60	5.24	9.91	14.29	18.57	26.47	1.60	3.64	4.67	4.38	4.28	7.90	3.13	1.37	1.07	1.14	1.17	1.27
Kelly Murray	Breast	1.63	5.03	9.37	13.63	17.88	25.87	1.63	3.40	4.34	4.26	4.25	7.99	3.07	1.47	1.15	1.17	1.18	1.25
Ollie George	Breast	1.44	3.94	9.00	13.24	17.97	25.59	1.44	2.50	5.06	4.24	4.73	7.62	3.47	2.00	0.99	1.18	1.06	1.31
Rebecca Griffiths	Breast	1.74	5.47	10.24	14.49	18.91	27.42	1.74	3.73	4.77	4.25	4.42	8.51	2.87	1.34	1.05	1.18	1.13	1.18
Sharon McLellan	Breast	2.10	7.07	13.13	18.84	24.54	34.93	2.10	4.97	6.06	5.71	5.70	10.39	2.38	1.01	0.83	0.88	0.88	0.96
Simon Budd	Breast	1.55	5.60	10.73	15.84	20.99	29.64	1.55	4.05	5.13	5.11	5.15	8.65	3.23	1.23	0.97	0.98	0.97	1.16
Stuart McLellan	Breast	1.78	5.56	10.99	15.53	20.26	28.85	1.78	3.78	5.43	4.54	4.73	8.59	2.81	1.32	0.92	1.10	1.06	1.16
Terry Mansi	Breast	1.67	5.64	11.66	16.96	22.13	31.47	1.67	3.97	6.02	5.30	5.17	9.34	2.99	1.26	0.83	0.94	0.97	1.07
													Fastest	3.52	2.00	1.15	1.25	1.28	1.36

Name	Stroke	5m	10m	15m	20m	25m	35m	5m	10m	15m	20m	25m	35m	5m	10m	15m	20m	25m	35m
Cameron Bashir	Fly	1.61	4.59	7.96	11.30	15.00	21.91	1.61	2.98	3.37	3.34	3.70	6.91	3.11	1.68	1.48	1.50	1.35	1.45
Graham King	Fly	1.41	4.25	8.38	12.09	16.10	23.45	1.41	2.84	4.13	3.71	4.01	7.35	3.55	1.76	1.21	1.35	1.25	1.36
Helena Heyn	Fly	1.90	5.40	9.30	13.11	16.83	24.43	1.90	3.50	3.90	3.81	3.72	7.60	2.63	1.43	1.28	1.31	1.34	1.32
Kelly Murray	Fly	1.50	4.62	8.21	11.57	15.09	21.94	1.50	3.12	3.59	3.36	3.52	6.85	3.33	1.60	1.39	1.49	1.42	1.46
Rebecca Griffiths	Fly	1.81	4.91	9.25	12.99	17.29	25.39	1.81	3.10	4.34	3.74	4.30	8.10	2.76	1.61	1.15	1.34	1.16	1.23
Sharon McLellan	Fly	1.97	6.04	11.38	16.40	21.80	31.37	1.97	4.07	5.34	5.02	5.40	9.57	2.54	1.23	0.94	1.00	0.93	1.04
Simon Budd	Fly	1.73	4.85	8.92	12.83	16.72	24.42	1.73	3.12	4.07	3.91	3.89	7.70	2.89	1.60	1.23	1.28	1.29	1.30
Stuart McLellan	Fly	1.67	5.26	9.55	13.32	17.37	24.78	1.67	3.59	4.29	3.77	4.05	7.41	2.99	1.39	1.17	1.33	1.23	1.35
Terry Mansi	Fly	1.82	5.67	10.38	14.77	19.19	27.51	1.82	3.85	4.71	4.39	4.42	8.32	2.75	1.30	1.06	1.14	1.13	1.20
Tom Williams	Fly	1.37	3.96	7.27	10.39	13.66	20.11	1.37	2.59	3.31	3.12	3.27	6.45	3.65	1.93	1.51	1.60	1.53	1.55
Laura Wolff	Fly	1.87	4.74	8.97	12.60	16.70	24.27	1.87	2.87	4.23	3.63	4.10	7.57	2.67	1.74	1.18	1.38	1.22	1.32
Josh Pettican	Fly	1.52	3.88	7.00	10.00	13.17	19.27	1.52	2.36	3.12	3.00	3.17	6.10	3.29	2.12	1.60	1.67	1.58	1.64
													Fastest	3.65	2.12	1.60	1.67	1.58	1.64

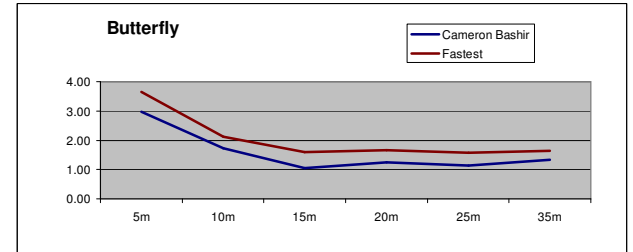
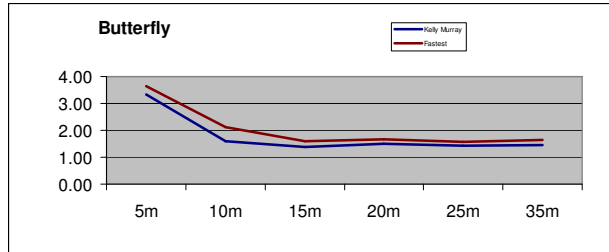
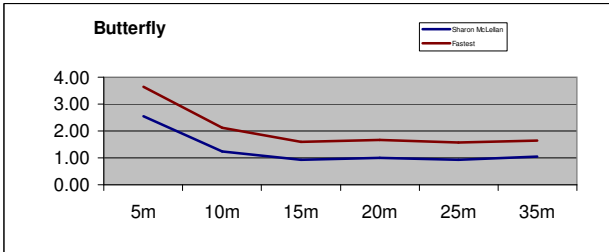
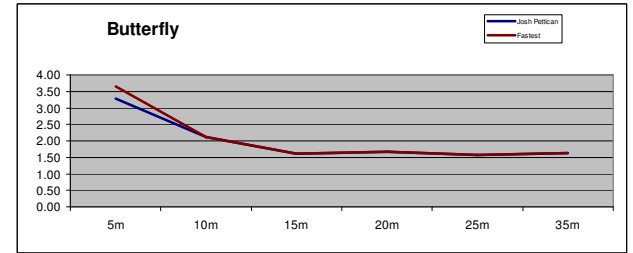
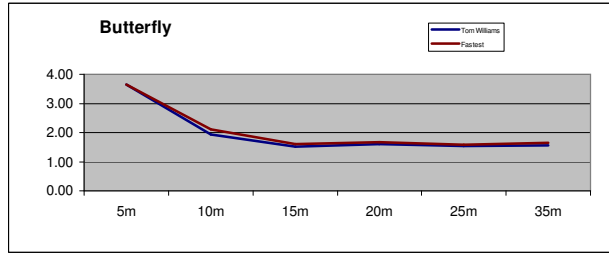
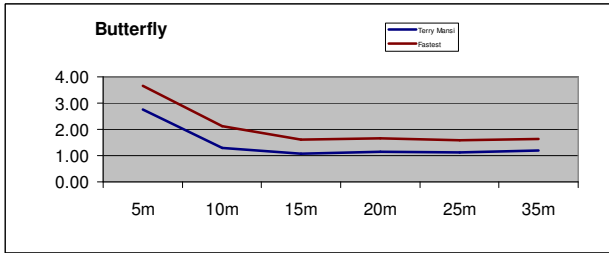
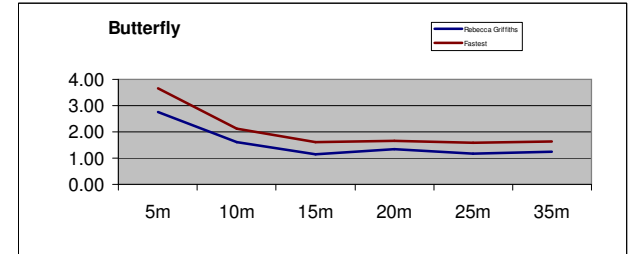
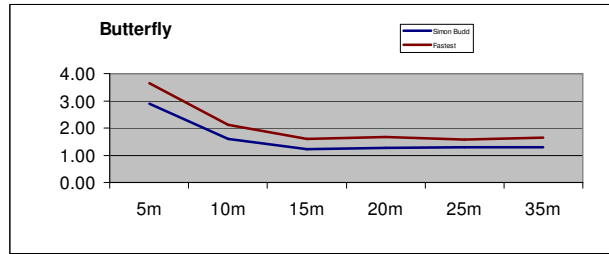
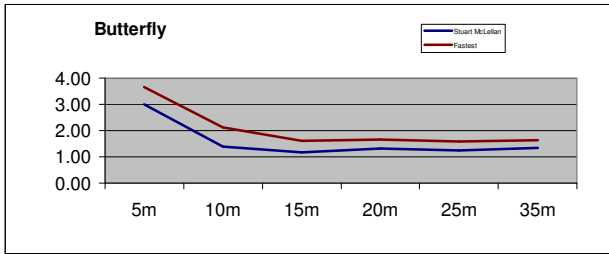
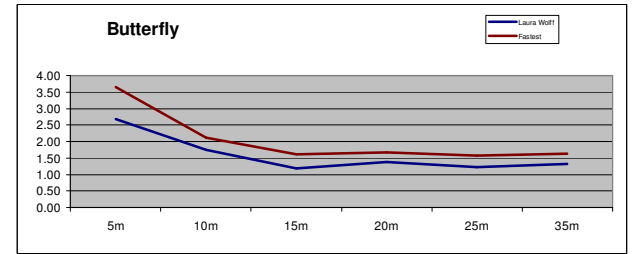
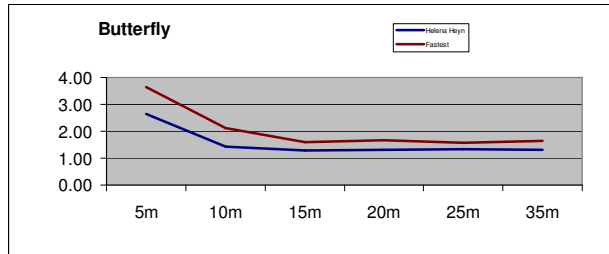
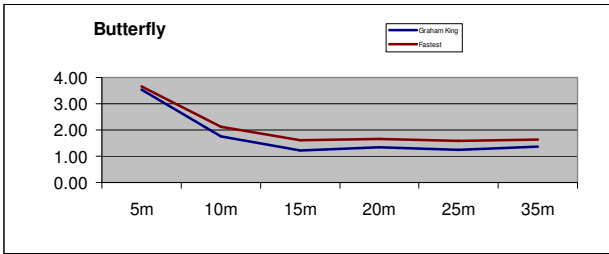
35m Timetrial 13-11-09



35m Timetrial 13-11-09



35m Timetrial 13-11-09



35m Timetrial 13-11-09

